

Personal Technology Requirements Grades 4-8

Pardes Jewish Day School's Bring Your Own Device (BYOD) program utilizes students' personal technology at school to further enhance learning effectiveness. The BYOD program makes a 21st century classroom possible. The use of technology fosters student ownership of learning, creates a smooth transition from home to school, provides easier access to online materials, and facilitates communication and collaboration with other students and teachers. Learning to properly navigate the internet is an important skill.

The responsibility for maintenance, repairs, and replacement of a laptop, operating system, and software fall upon the student and his/her parents. Pardes will not be responsible for a broken or unusable device.

Additionally, the device should have the following:

****Up-to-date anti-virus required and suggest up-to-date malware protection.***

Web Browser (Latest Versions)	<i>Google Chrome</i> http://www.google.com/chrome/ (For Mac and Windows) <i>Firefox</i> https://www.mozilla.org/en-US/firefox/new/ (For Mac and Windows)
Respondus Lockdown Browser	Respondus Student Link for PC or Mac Installer

LockDown Browser® & Respondus Monitor®

Student Quick Start Guide Schoolology Edition

WHAT IS RESPONDUS LOCKDOWN BROWSER?

LockDown Browser is a locked browser for taking tests in Schoolology. It prevents you from printing, copying, going to another URL, or accessing other applications during a test. If a Blackboard test requires that Respondus LockDown Browser be used, you will not be able to take the test with a standard web browser.

LockDown Browser should only be used for taking Schoolology tests. It should not be used in other areas of Schoolology.

TAKING A TEST

1. Log into Schoolology with a regular browser, select the course and navigate to the test.
2. From this screen, either install LockDown Browser or launch it to take the test.



1. If the computer already has LockDown Browser installed, simply click the "Begin Test/Quiz" button.
2. If the computer does not have LockDown Browser installed, this link will enable you to install LockDown Browser to the computer.
3. If prompted to close a blocked program (e.g. screen capture, instant messaging), choose **Yes**.
4. If you are required to use a webcam to record yourself during a test, a Startup Sequence will guide you through a webcam check and other items required by the instructor.
5. Once a test has been started with LockDown Browser, you cannot exit the test until the **Submit** button is clicked.

USING WITH A WEBCAM (RESPONDUS MONITOR)

You may be required to use LockDown Browser with a webcam, which will record you during an online, non-proctored exam. (The webcam feature is sometimes referred to as "Respondus Monitor.")

Your computer must have a functioning webcam and microphone. A broadband connection is also required.

If an exam requires LockDown Browser **and** a webcam, follow steps 1-5 in the previous "Taking A Test" section. At this point the Startup Sequence for the webcam begins.

- You will first need to review and agree to the Terms of Use.
- The **Webcam Check** will confirm that your webcam and microphone are working properly. The first time the Webcam Check is performed on a computer, Adobe Flash Player will require you to select **Allow** and **Remember**.
- The remaining steps of the Startup Sequence will depend on settings chosen by your instructor. Follow the instructions and note your progress along the top of the screen.
- If you encounter a problem, select the **It's not working** link for troubleshooting tips.

The test will begin after the Startup Sequence is complete. You cannot exit LockDown Browser until the test is submitted for grading.

PROBLEMS?

If you have problems downloading, installing, or taking a test with Respondus LockDown Browser, contact your instructor or your institution's help desk.

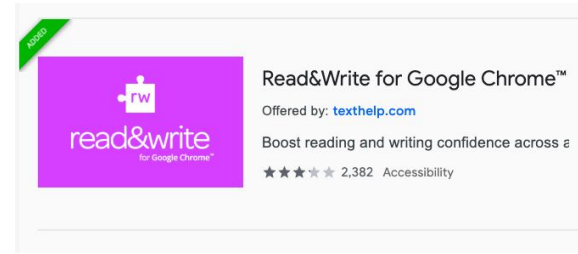
Respondus, LockDown Browser and Respondus Monitor are registered trademarks of Respondus, Inc. All other trademarks are the property of their respective owners. Copyright © 2017 Respondus

Google Chrome Extension~Chrome Web Store

DocHub


DocHub - Sign PDF from Gmail
Offered by: <https://dochub.com>
Sign and edit PDF documents
★★★★★ 278 Productivity

Read&Write for Google Chrome



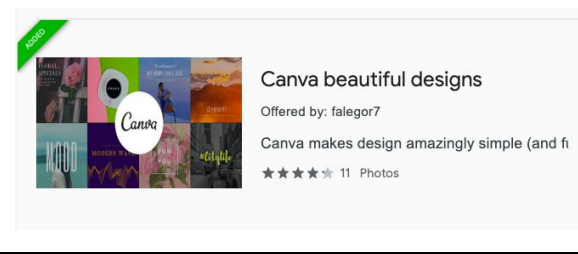
Read&Write for Google Chrome™
Offered by: texthelp.com
Boost reading and writing confidence across a
★★★★★ 2,382 Accessibility

Padlet



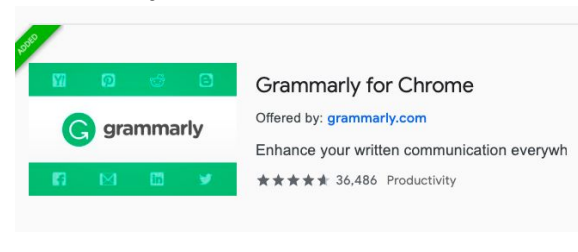
Padlet Mini
Offered by: padlet.com
Collect and bookmark the best of web for your
★★★★★ 49 Productivity

Canva




Canva beautiful designs
Offered by: [falegor7](#)
Canva makes design amazingly simple (and fi
★★★★★ 11 Photos

Grammarly Grades 5-8



Grammarly for Chrome
Offered by: grammarly.com
Enhance your written communication everywh
★★★★★ 36,486 Productivity

Google Tone



Google Tone
Offered by: google.com
Broadcast any URL to computers within earsh
★★★★★ 694 Accessibility

Laptop Specifications:
No Chromebooks

Device Type	Operating System	Wireless	Storage Capacity	RAM	Minimum Battery Life	Suggested Accessories
PC	Windows 10 or above	5GHz (wireless AC)	128 GB hard drive	4 GB minimum	6 hours	Protective case, carrying case, headphones or earbuds
Mac	OS X 10.9 or higher	5GHz (wireless AC)	128 GB hard drive	4GB minimum	6 hours	Protective case, carrying case, headphones or earbuds